

▶ Daily Practice

- ▶ Quick 5-10 minute creative exercises and projects designed to keep your creative skills sharp and your creativity inspired.
- ▶ Click on **Daily Practice** at the top of the homepage to find daily practices in a category that interests you.

▶ Resources

Creativebug has a number of resources to help you be creative.

- ▶ Monthly class calendars.
- ▶ CBTV which includes videos and tutorials with popular artists and makers.
- ▶ Class Collections to help you find projects.
- ▶ The Creativebug Blog with contests, special announcements, seasonal project ideas, and more.
- ▶ A Pattern Library with downloadable knit and crochet PDFs.



▶ Troubleshooting

Visit the Creativebug Help Center

[creativebughelp.zendesk.com/hc/en-us](https://creativecommonshelp.zendesk.com/hc/en-us).




Creativebug

Windows | Mac | iOS | Android | Apple TV



▶ What is Creativebug?



- ▶ Provides on demand arts and crafts videos
- ▶ Includes drawing, painting, sewing, knitting, crochet, quilting, baking, and more
- ▶ Classes taught by experts
- ▶ New videos added daily

▶ Accessing Creativebug

Computer

1. Visit www.georginalibrary.ca/eResources.
2. Click on **Creativebug**.
3. Enter your **library card barcode number** and click **Log In**.
4. Enter your **name, email address,** and **create a password**. Click **Submit**.

Mobile App

1. Download the Creativebug app from the Apple App Store or Google Play.
2. Open the app and enter your **email address** and **password**.

IMPORTANT

You must first create an account with Creativebug before accessing the Creativebug app.

▶ My Account

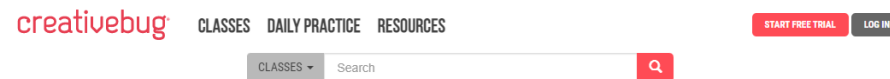
Click the icon in the top right hand corner to access your account.

- ▶ View recently watched videos and access your watchlist.
- ▶ Click **Access My Account** to update your profile.



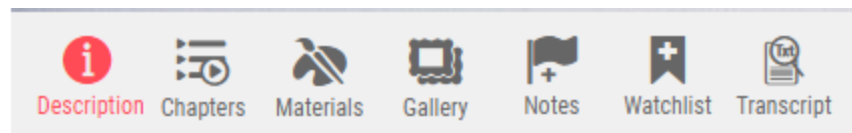
▶ Finding Classes

- ▶ At the top of the homepage, click **Classes** to browse all classes or select a specific category.
- ▶ You can also use the **Search bar** to find specific classes.



▶ Navigating Classes

When you find a class you are interested in, click on it. To start the class, click the play button in the middle of the screen. Along the bottom of the video you have a number of options.



Description: provides an overview of the content

Chapters: outlines the video sections

Materials: provides a list of materials needed

Gallery: view and share images of your projects

Notes: add notes about the video

Watchlist: add this video to your watchlist

Transcript: view and download the video transcript