

Meet Libby

by *OverDrive*[®]



Libby is a free app created by OverDrive. You can use Libby to access eBooks, eAudiobooks, and magazines. Library members can check out and read or listen to these titles on their mobile devices through the Libby app.

What you will need:

- Georgina Public Library card
- Apple, Android, or Windows mobile device with internet access

Follow these steps to borrow eBooks & eAudiobooks:

Step 1: Download the Libby app.

- Download the free Libby app by going to the app store on your mobile device (i.e., Apple's App Store or Google's Play Store) and searching for "libby by overdrive".
- Open the app.
- First question: do you have a library card? Select **Yes**.
- Tap **Search For A Library** and find your library by name, city, or postal code.
- Select **Ontario Library Service Consortium: Georgina Public Library**.

Step 2: Add your library card.

- Tap **Sign In With My Card**.
- Where do you use your library card? Select **Georgina Public Library**.
- Enter your 14-digit library card number (with no spaces), then tap **Sign In**.
- Select **Next**.

Step 3: Discover eBooks, eAudiobooks, and Magazines.

- Browse new titles featured on the home page.
- Scroll down on the page to browse different collections/genres.
- Select the **Filters** button (☰) at the top of the screen to browse by subject, format, availability, audience, or language.
- Search for a specific title or author by tapping the **Search** button (🔍) at the bottom of the screen.


Step 4: Narrow your results.

You can narrow your results by clicking the **Filters** button (☰) to bring up additional search options (including limiting your results to only show titles that are **available now**).


Step 5: Borrow.

Once you have found a title you are interested in, tap **Borrow**. *Note: If the title you want is not currently available, you can select **Place Hold** to join the waitlist.*

Step 6: Read/listen to a book.

- Select **Go To Shelf**, then select **Open In Libby**.
- For eBooks, turn the pages by tapping or swiping to the left or right. Tap the centre of the page to bring up the table of contents, bookmarks, search, and reading settings such as font size.
- For eAudiobooks, swipe right or left to move forward/backward or use the  buttons on either side of the play button to skip ahead or back by 15 seconds. You can access the table of contents from the bottom menu and bookmarks, sleep timer, and playback speed from the top menu.

Step 7: Return a book.


eBook and eAudiobook loans expire automatically, but you can return them before the due date by going to your **Shelf** () , selecting **Manage Loan**, and tapping **Return Early**.

Frequently Asked Questions


How many books can I borrow at once?

You can borrow up to 10 books at a time and have up to 10 holds at a time.

How do I renew my eBooks/eAudiobooks?

The option to renew titles will appear in the last 3 days of the lending period if there is no one on the waitlist. Tap **Shelf** () , select **Manage Loan**, then tap **Renew Loan**.

How do I check out eBooks/eAudiobooks I have on hold?

When you receive a notification about an available hold, open the Libby app, go to your **Shelf** () , and select **Borrow**. You will have 3 days to borrow, deliver later, or cancel your hold once it becomes available. You can adjust hold notification settings by tapping **Menu** (☰) > **Settings** > **Manage Notifications**.

How is Libby different than the OverDrive app?

The Libby app provides access to the same collection as the classic OverDrive app, with extra features, a user-friendly interface, and a simplified setup process. The classic OverDrive app is no longer available from the App Store and the Google Play Store and will be discontinued in early 2023. The service is still called OverDrive but the app is called Libby.

Can I access OverDrive from my computer?

Absolutely! Go to odmc.overdrive.com or libbyapp.com to browse and borrow from the collection. However, please note that downloading titles for offline use is only available from the Libby app for mobile devices.