





Getting Started with OverDrive eBooks (OverDrive Read)

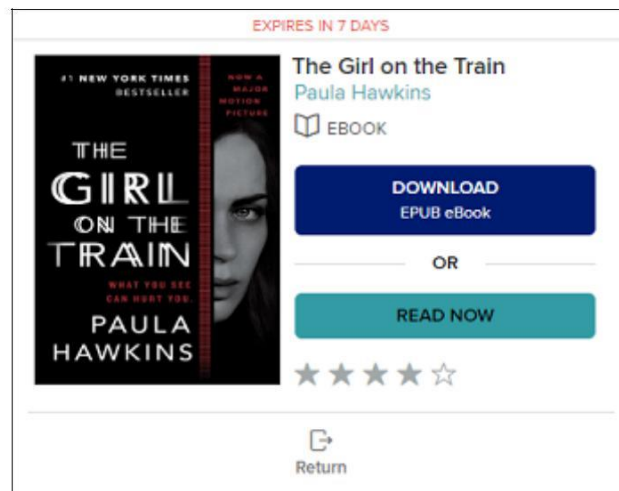
eBooks can be downloaded directly to many smartphones and tablets. Refer to the device-specific User Guide (Apple, Android or Windows 10) for more information.

eBooks can also be downloaded to computers for transferring to Kobo eReaders. Refer to the *User Guide for eBooks on Kobo Aura, Glo, Mini or Touch*.

eBooks will automatically expire at the end of the lending period. Returning early is optional.

Find and Borrow eBooks

1. Sign in at: <https://odmc.overdrive.com/>
2. Click on **Search**  to search by title or author or on **Collections** to browse. Look for the eBook indicator to choose the eBook version of that title.

3. If the word **Available** appears in the banner above the book cover, then the book can be checked out right now. **Wait List** indicates that all copies are currently checked out.

4. Limit your search results to items that can be checked out now by clicking on **Available now** under *Availability* in the filters on the left.
5. Click on the cover to find out more about the book. Click on **Borrow** to check out the book. If there is a **Place a Hold** button, all the copies of that item are currently checked out. Click on the button to be added to the waiting list.
6. Enter your library card number and PIN (last four digits of your phone number) to sign in.
7. Click on  to go to your **Loans** page and click on the **Read Now** button to the right of the book cover.
8. A new tab in your browser will open and the book will be available to read. Do **not** use the Download button to read in your browser.




9. Bookmark/Favorites the webpage with the open book to easily access the eBook in your browser during the borrowing period.
10. Use the OverDrive Read controls to access the book's Table of Contents, to change the font size/type or to search the book.



Renewing eBooks

A renewal request can be placed 3 days before the borrowing period is over.

1. Go <https://odmc.overdrive.com/> and click on the Loans icon  and sign into your account.
2. Click on the **Request again** button located below the cover image of the book to be renewed. Confirm your email address.
3. When the current borrowing period ends, the eBook will be checked out to you again. If all copies are checked out, you will be added to the holds list.
4. After receiving the email notifying you that the item is available, return to the **Loans** section of your OverDrive account and click on the **Read Now** button to continue reading the eBook.

Go to help.overdrive.com for more information.