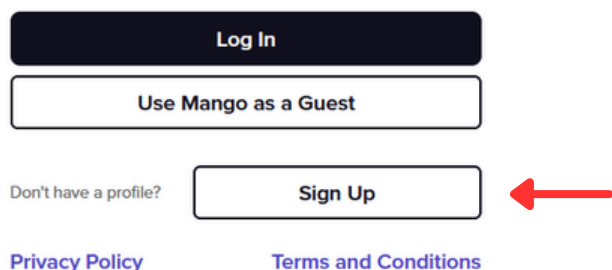


## You'll need:

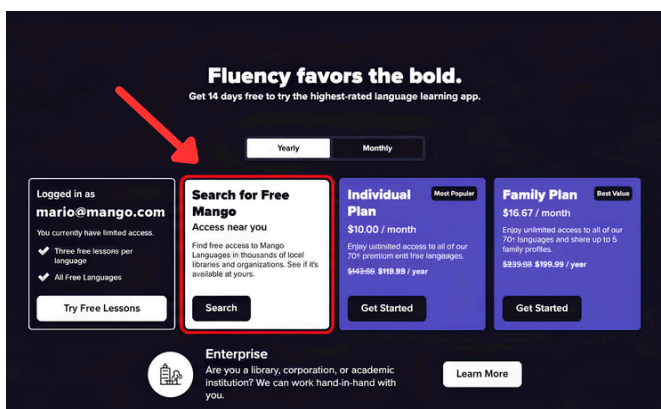
1. A valid Georgina Public Library card
2. Internet access on your computer

## Getting Started

1. Go to [learn.mangolanguages.com](http://learn.mangolanguages.com)
2. Click "Sign Up"
  - o Type your email
  - o Create a password



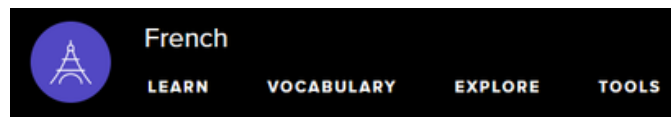
3. Read and accept the Data Consent form by clicking "I Agree"
4. Click on the language you would like to learn.
5. Click "Search" under **Find Free Mango** to access Mango through Georgina Public Library



6. Type "Georgina" into the search bar
7. Click "Georgina Public Library"
  - a. Type in your library card number

## Navigating the Website

Along the top of the screen, you will see a toolbar with four large buttons.



### Learn

The Learn tab is where you'll find your language lessons and learning pathway. It includes conversation lessons, listening and reading activities, chapter recaps, quizzes, and review practice to help you build and reinforce your language skills.

### Vocabulary

The Vocabulary tab is a helpful tool for reviewing and practicing words you are learning. You can use it to study vocabulary from your course, focus on words from a specific chapter, practice categories like days of the week, or create your own personalized list of words to review.

### Explore

The Explore tab connects you with features that will stretch your language skills and expand your cultural horizons. The Explore tab is only available for certain languages.

### Tools

The Tools tab contains the Google translation engine to translate conversations from one language to another. It is not a substitute for human translations.

## Need more support?

Visit Mango Languages support page:  
[support.mangolanguages.com](http://support.mangolanguages.com)

