





**RBdigital Magazines can be streamed on desktop computers and downloaded to smartphones and tablets.** RBdigital magazines allow for unlimited borrowing of magazines. They do not need to be returned.

RBdigital offers Magazines along with other online resources such as RBdigital eAudiobooks and eBooks, and RBdigital Comics.

### Create an RBdigital Account:

1. Go to [www.rbdigital.com/yorksimcoconsortiumon/service/magazines](http://www.rbdigital.com/yorksimcoconsortiumon/service/magazines). Click on **Create Account** in the top right corner of the page.
2. Enter your 14-digit library card number, then an email address, a created password, and register.



### Find, Borrow and Read Magazines on a desktop computer:

1. The most popular magazines appear on the Magazines home page. To search for a specific magazine, click on the search button  and type in the title in the search box.
 
2. To browse the collection by genre or language, click on **Filter**. To locate previously checked out items, click on the menu button then click on **Checked Out**

3. When you have found a magazine you want to borrow, click on the cover and then check it out using the **Checked Out** button. Back issues are available from the *All Issues* tab on the detail page.
4. Select **Read Now** to open the Reader in a new tab of the computer's browser. Use the arrow keys to move forward and back through the magazine. Access the Table of Contents from the menu on the left of the screen. When available, Text View  controls will let you make the text larger.

### Return Magazines (optional)


5. Log in to your RBdigital Account, open the menu and select **Checked Out**. Click on the cover of the magazine you want to return. Click on **Return**.

### Find, Borrow and Download Magazines to a smartphone or tablet

1. The free RBdigital app is available for Android and Apple tablets. Download and install.
2. Open the app and sign into your RBdigital Account. Make sure to select Canada before entering your username or email.
3. The app opens on the **Home** screen. The most recent issues of magazines are available in a carousel. Swipe from right to left to scroll through the full collection. To locate previously checked out magazines, click on the menu button  then click on **Checked Out**.
4. To search for a magazine, select the menu button and select **Magazines**. Click on the search button  and search by title. Browse the full collection page by page or to limit by genre or language, tap on **Filter**.
5. To checkout an issue, tap on the magazine cover to open the detail page for that magazine and tap on **Checkout**. Back issues are available under **View All Issues**. Tap **OK**.
6. Tap the **Read** button to start reading and downloading the magazine. A magazine must be fully downloaded to read offline.
 

To check if a title has downloaded completely, tap on the menu button and select **Checked Out**. If the magazine has been downloaded, the word **Downloaded** will appear in green below the cover image. To restart downloading, tap on the cover image to reopen the magazine.
7. *Text View* allows for reading an article without images. To access *Text View*, open then magazine and tap in the centre of the screen. The pages of the magazine will appear in a carousel at the bottom. The **Text** button will appear at the top right of the carousel.

### Return Magazines from RBdigital app (optional)

1. Open app and tap on Menu . Select **Checked Out**. Tap on the cover of the magazine to be returned. Tap **Return**.

For help contact [RBdigital Support](#) through the Help section of the RBdigital website.