

Download OverDrive eBooks and Audiobooks to Kindle devices using the OverDrive app.

PDF eBooks are not supported by the OverDrive app.

Download the OverDrive App


The OverDrive app is available from app.overdrive.com.







Create an OverDrive Account



Select **Sign Up** to create an OverDrive account. An OverDrive account can be created using your email address and a password, your library card or your Facebook account. The email address and password method is recommended.

Choose Georgina Public Library as your library

1. The app should open in the Bookshelf section. Select **Add a Title. Otherwise, open the app's menu**  and select Manage Libraries.
2. In the Add a Library screen, search for Georgina Public Library. Tap on the star next to **Georgina Public Library**. Tap on **Georgina Public Library** to go to GPL's OverDrive website.


Find and Download eBooks and Audiobooks

1. On Georgina Public Library's OverDrive website, tap on **Search**  to search by title or author or on **Collections** under the menu icon  to browse.
2. In OverDrive, many books are available both as eBooks and audiobooks. Look for the eBook or Audiobook indicators to choose your format.
 
3. If the word **Available** appears in the banner above the book cover, the book can be checked out right now. **Wait List** indicates that all copies are currently checked out.
4. Click on the cover to find out more about the book. Click on the **Borrow** button to check out the book.

5. If there is a **Place a Hold** button instead of Borrow, select it to be added to the waiting list.
6. Enter your full 14-digit library card number and sign in.
7. Tap  to go to your **Loans** page. Select the **Download** (EPUB eBook) button next to the book cover.
8. Open the menu for the app ( in top left corner) and select **Bookshelf**. The eBook or eAudiobook will be available here for the duration of the borrowing period. Tap on the cover to open it.
9. For eAudiobooks, the progress of the downloading of the multiple files can be monitored in the Files section of the app's menu.

Renewing eBooks and Audiobooks

A renewal request can be placed 3 days before the borrowing period is over.

1. Open the app and go to GPL's OverDrive website. Click on the Loans icon  and sign into your account.
2. Click on the **Request again** button located below the cover image of the book to be renewed. Confirm your email address.
3. When the current borrowing period ends, the book will be checked out to you again. If all copies are already checked out, a hold will be placed.
4. After receiving the email notifying you that the item is available, open the App and return to the **Loans** section of your OverDrive account. Click on the **Download** button to download the item again.

Returning eBooks and Audiobooks

eBook and eAudiobooks automatically expire at the end of the lending period. Returning early is optional.

1. In the Bookshelf section of the OverDrive app, long tap (hold the tap) on the cover of the book to be returned.
2. Select **Return to Library**. Select **Yes**.

Go to help.overdrive.com for more information.