

RBdigital Magazines can be streamed on desktop computers and downloaded to mobile devices (smartphones and tablets).


RBdigital magazines allow for unlimited borrowing of magazines. They do not need to be returned.

Create an RBdigital Account:

The account created for RBdigital Magazines (formerly Zinio) can also be used for RBdigital Audiobooks (formerly OneClickdigital) as well.

1. Go to <https://www.rbdigital.com/yorksimcoeconsortiumon/service/magazines>. Click on the **Create New Account** link in the top right corner of the page.
2. Type in your library barcode number and click **Next**. Enter your name, email address and password and click **Create Account**.

Find, Borrow and Read Magazines on a desktop computer:


1. On the <https://www.rbdigital.com/yorksimcoeconsortiumon/service/magazines> website, find magazines by searching by title, by using the *All Genres* or *All Languages* filters, or browse the available titles one page at a time.
2. When you have found a magazine you want to borrow, check it out using the **Checkout Now** button on the bottom right of the cover image, or click on the cover to open the detail page for that magazine. Back issues are available from the detail page.
3. Select **Start Reading** to open the Zinio Reader in a new tab of the computer's browser. Use the arrow keys to move forward and back through the magazine. Access the Table of Contents from the menu on the left of the screen. When available, Text View  controls will let you make the text larger.




Return Magazines (optional)

1. Log in to your RBdigital Account at <https://www.rbdigital.com/yorksimcoeconsortiumon/service/magazines>. Select **My Collection** in the upper right corner to see the list of checked out magazines.
2. Click on the garbage can icon in the lower right corner of the cover image of the magazine to be deleted.

Find, Borrow and Download Magazines to mobile device (smartphone or tablet)

1. The free RBdigital (OneClickdigital) app is available for Android and Apple tablets. Download and install.
2. Open the app and sign into your RBdigital Account. Make sure to select Canada before entering your username or email.
3. The app opens on the **Home** screen. The most recent issues of magazines are available in a carousel. Swipe from right to left to scroll through the full collection.
4. To search for a magazine, tap on the search button  in the upper right corner and select **Magazines**. Search by title or use the Genre and Language filters.
5. To checkout an issue, tap on **Checkout** below the cover image or tap on the magazine cover to open the detail page for that magazine. Back issues are available on the detail page. Tap **Checkout**. Tap **OK**.
6. Tap the **Read** button to start reading and downloading the magazine. A magazine must be downloaded to read offline.

To check if a title has downloaded completely, tap on the menu button  and select **Checked Out**. If the magazine has been downloaded, below the cover image the word **Downloaded** will appear in green. Otherwise, **Download** will appear in white. Tap on the cover image to open the magazine and restart the download.

7. *Text View* allows for reading an article without images. To access *Text View*, open then magazine and tap in the centre of the screen. The pages of the magazine will appear in a carousel at the bottom. The **Text** button will appear at the top right of the carousel. Tap in the centre of the screen again to adjust font size and display or to exit *Text View*.

Return Magazines from RBdigital app (optional).

1. Open app and tap on Menu. Select **Checked Out**. Click on the **x** in the upper right corner of the magazine to be returned. Click **OK**.

For help contact [RBdigital Support](#) through the Help section of the <https://www.rbdigital.com/yorksimcoeconsortiumon/service/magazines> website.

